

LOVING MOJI

Brush Moji to keep him well groomed. Moji has also been trained to do tricks by touch. Pet Moji several times when he's in certain positions to get him to perform! As with all puppies, you may need to try this a couple times... Trick training sometimes requires a little patience.



WAKING MOJI FROM SLEEP!
After several minutes of inactivity, Moji may fall asleep. Pet Moji on the top of his head to wake him up.

WHEN MOJI IS STANDING:
SIT: Pet his **BACK** 2x to make him sit
BEG: Pet his **RIGHT CHEEK** 2x to make him beg
PLAY: Pet his **HEAD** 2x to make him go into a playful stance
SHAKE: Pet his **RIGHT LEG** 2x to make him shake hands
PROTECT: Pet his **LEFT CHEEK** 2x to make him go into a protect stance

WHEN MOJI IS SITTING:
DOWN: Pet his **HEAD** 2x to make him lay down

WHEN MOJI IS SITTING OR LAYING DOWN:
SPEAK: Pet his **LEFT CHEEK** 2x to make him speak
SING: Pet his **RIGHT CHEEK** 2x to make him sing
STAND: Pet his **BACK** 2x to make him stand
HIGH FIVE: Pet his **RIGHT LEG** 2x to make him do a high-5 (Don't forget to tap Moji's **PAW PAD** for a high-5 after he raises his paw...Don't leave Moji hanging!)

PLAYING ROPE

Push the ball of Moji's rope into his mouth and say "Moji, Tug" to make Moji play with his rope. You can also scan the MOJI TUG card.



BRUSHING MOJI

When you brush Moji, say "Moji, Brush" to make his tail wag in delight.



SKYROCKET TOYS 30-DAY LIMITED WARRANTY

Skyrocket warrants to the original purchaser that this product is free of defects in materials or workmanship for 30 days from the original purchase. This warranty only applies to defects in material and workmanship and is not valid if the product has been misused or not assembled and maintained per instructions. Proof of defect or malfunction must be provided and verified, along with original sales receipt with date. For quickest resolution, defective product should be returned to the original point of purchase for exchange or refund. If you have questions or difficulties, please contact Skyrocket Toys customer service department at support@skyrockettoys.com.

FCC STATEMENT: This device complies with PART 15 of the FCC Rules. Operation is subject to the following two conditions. (1) This device may not cause harmful interference, and (2) this device must accept any interference received, including interference that may cause undesired operation. **CAUTION:** Changes or modifications to this unit not expressly approved by the party responsible for compliance could void the user's authority to operate the equipment. **NOTE:** This equipment has been tested and found to comply with the limits for a Class B digital device, pursuant to Part 15 of the FCC Rules. These limits are designed to provide reasonable protection against harmful interference in a residential installation. This equipment generates, uses and can radiate radio frequency energy and, if not installed and used in accordance with the instructions, may cause harmful interference to radio communications. However, there is no guarantee that interference will not occur in a particular installation. If this equipment does cause harmful interference to radio or television reception, which can be determined by turning the equipment off and on, the user is encouraged to try to correct the interference by one or more of the following measures: Reorient or relocate the receiving antenna - Increase the separation between the equipment and receiver - Connect the equipment into an outlet on a circuit different from that to which the receiver is connected - Consult the dealer or an experienced radio/TV technician for help.

The information presented in these instructions are believed to be currently accurate and reliable; however no warranty, either express or implied, is made. Any recommendations or suggestions are made without warranty or guarantee, since among other reasons, the conditions of storage and use are beyond our control. Remove all packaging attachments before giving the toy to a child. Not suitable for children under 3 years due to small parts that could be swallowed. Conforms to product safety standards ASTM F963. Keep instructions for future reference. Do not discard.

6+

my Fuzzy friends

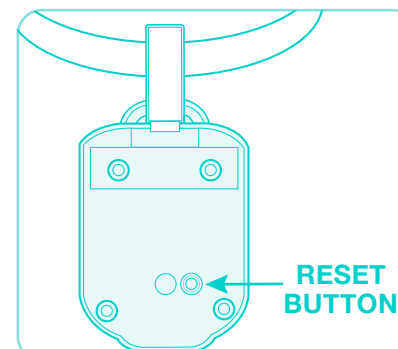
moji

the **Lovable** Labradoodle



RESET BUTTON

Should performance issues occur, reset the collar by pressing hidden button on back of collar with tip of pen.



REMOVE COVER & REPLACE BATTERIES

4x **C (LR14) BATTERIES** (not included)

ALKALINE BATTERY CAUTIONS

- Do not use rechargeable batteries.
- Non-rechargeable batteries are not to be recharged.
- Different types of batteries or new and old batteries are not to be mixed.
- Batteries are to be inserted using correct polarity (+/-).
- Remove exhausted batteries as soon as possible and discard properly.
- Remove all batteries from compartment if toy is not used for a long period.
- The supply terminals are not to be short-circuited.
- Never throw batteries in a fire or attempt to open the outer casing.

WARNING: Batteries are harmful if swallowed. Please keep away from children.

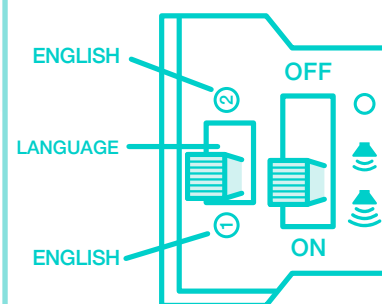
Battery Disposal: Dispose of batteries according to the local laws and regulations of your region. Some batteries may be recycled, and may be accepted for disposal at your local recycling center. If you are not able to identify the applicable rules in your area, please check the instructions of the battery manufacturer.

Questions or comments? Please email support@skyrockettoys.com

©2021 Skyrocket LLC, Los Angeles, CA 90292 USA. All rights reserved. Moji and Skyrocket and their respective logos are trademarks and/or registered trademarks of Skyrocket LLC. All other trademarks, logos and copyrights are the property of their respective owners, and there is no relationship express or implied with Skyrocket LLC.
MADE IN CHINA

SWITCHING ON

Have an adult install fresh batteries then slide power switch to ON.



Note: The slide switch next to the power switch only applies to multiple-language versions of Moji.



SKYROCKET


WARNING:
CHOKING HAZARD – Small parts.
Not for children under 3 years.

ITEM # 18207

MOJI DOES TRICKS!

Just say Moji's name and the trick you want him to perform!

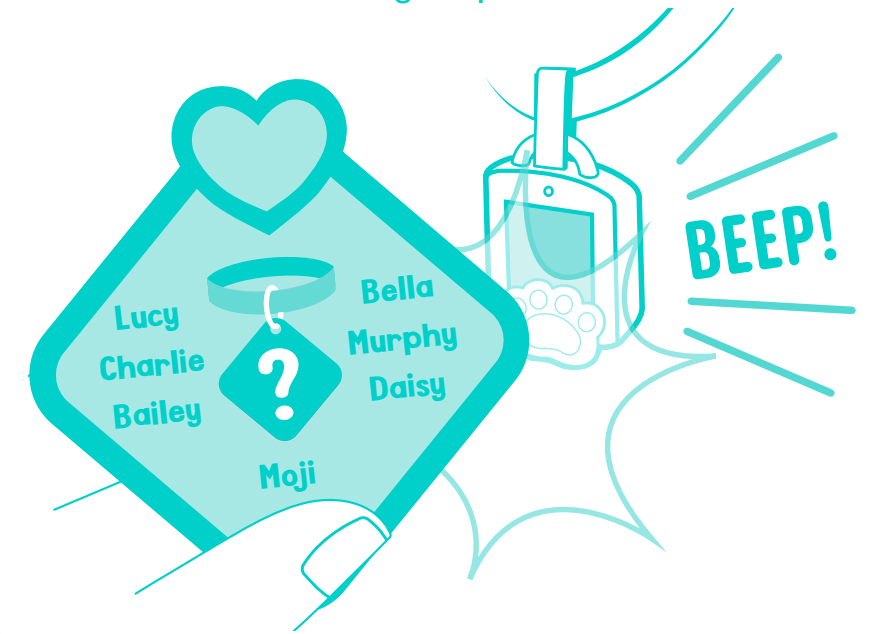
Remember to always say Moji's name before saying the trick, it's how he was trained to do them. You may need to repeat the words once or twice...or try in a quiet location where Moji is not distracted by other noises. Training puppies sometimes requires a little patience.



Moji likes hearing your praise! Try telling Moji Good Boy, Good Girl or I Love You!

CHANGING MOJI'S NAME

Moji loves his name! But if you'd like to change it, you can choose from one of 7 different names. Simply hold the name-change card up to Moji's collar, with the back side of the card touching the paw.



MOJI'S COLLAR SHOWS WHAT HE NEEDS




Hungry Thirsty Bored

Moji's collar will tell you when he's hungry, thirsty or if he's just bored and wants to play. If the background is turning red, Moji really needs your attention.



Blue Background Moji is happy Purple Background Moji wants something Red Background Moji really needs your attention

Moji's needs will change as you play with him. Remember, as his owner, it's up to you to keep Moji happy and healthy!



COLLAR SCREEN

CARD SCANNER

CARE FOR MOJI WITH NURTURING CARDS

Use nurturing cards to take care of Moji's needs. If Moji needs a bath, select the BATH card and hold it up to his collar with the back side of the card touching the paw. Moji will let you know how much he appreciates it!



Use nurturing cards to play with Moji, give him a treat, or let him go potty. You can even practice Moji's favorite tricks.